

# Air Conditioning

buying guide



retraVision

FUJITSU

MITSUBISHI  
ELECTRIC

Panasonic

Kelvinator

TECO










# Types of Product

The wide range of different types, models and sizes of air conditioners available can make it confusing if you're not sure where to begin! It's important to get the right advice, right from the start. And right here is the best place! At Retravision, we're the air conditioning experts, and we can show you **the biggest range from the leading brands like Fujitsu, Mitsubishi, Panasonic, Kelvinator, Teco and Omega Altise** – all at the best prices, and with a range of installation options we'll have you cool in summer or warm in winter, and comfortable with the right air conditioner in no time!


	<h3>Portable</h3> <p>Perfect for renters, or for homes where you just want a quick fix in the living room, the bedroom or study – just plug it in and it's ready for use. A reverse cycle model will keep you cool or warm wherever you are, so it's a handy one appliance solution that will keep you comfortable all year round.</p>
	<h3>Split System</h3> <p>A wall-mounted split system is the most common solution for cooling or heating one or more rooms or an open-plan area. They have two parts: an indoor unit connected by pipes to an external unit to exhaust air out. They are relatively low cost to install, so you can have one in different rooms for flexibility – each member of the family can cool their own area as they like. A reverse cycle split system can be used as a cooling air conditioner in summer and a heater in winter, offering year-round home comfort.</p>
	<h3>Window/Wall</h3> <p>A window or wall air conditioner is installed into a hole in your wall, or onto a window sill. You can choose to heat, or cool, or some will do both. Most window units are intended for double-hung windows; if you have casement or awning windows, you may want to consider a wall air conditioner.</p>
	<h3>Multi-Head</h3> <p>A multi system offers great flexibility for modern home interiors, offering cooling and heating to a number of rooms from just the one external unit. This means they require less ductwork, so they're often used where there is insufficient roof space for a ducted system. Some larger systems (five or six units) also offer separate or simultaneous temperature control.</p>
	<h3>Cassettes</h3> <p>These are an indoor air conditioning unit mounted in the ceiling (ceiling cassette system), although depending on your home, some can be mounted in the floor.</p>
	<h3>Air Curtain</h3> <p>Air curtains provide an invisible barrier or curtain of air to effectively 'close' an opening and therefore prevent the loss of cool or warm air.</p>

# Product Features

It can be bewildering comparing the many features of each different make and model – some have a long host of clever features to make life easier, others are more basic. It's important to know what you are paying for – at Retravision, we are the air conditioning experts, and we're here to help, plus we can also arrange installation for your extra piece of mind.


- 
**Wi-Fi Controls**  
 Some air conditioners allow you to control and adjust them from your smartphone, or interconnect them to other cooling units in your home.
- 
**Remote Control**  
 Allows you to control the system from anywhere in the room or home. Ideally it will have large, well-spaced buttons and a big, easy-to-read LCD screen.
- 
**Timer**  
 Save on running costs by using the timer – either to turn off at a set time, or to pre-cool your home before you return from work.
- 
**Air Filters**  
 An air filter will ensure your air is always fresh, free from smoke, odour and germs. Make sure you can easily access the filter for easy cleaning.
- 
**Energy Efficiency**  
 Always look for models that have a high energy rating for heating and cooling. Check the recommended room size, too. Your friendly Retravision air con specialist can help you select the best unit.
- 
**Inverter**  
 Inverter systems are cheaper to run, as they are able to reach the desired temperature more quickly and maintain it. While initially more expensive, they'll quickly save you on running costs.
- 
**Quiet Operation**  
 Check the air conditioner's noise levels; some models have a quiet mode for indoors and/or outdoors. This may reduce the cooling/heating power or airflow, but will keep the air conditioner running at a very quiet level.
- 
**Dehumidifier**  
 A dehumidifier will lower the level of humidity in the air, removing the 'clammy' feel of some air conditioners for a more comfortable home.
- 
**Human Sensor**  
 A Human Sensor will automatically switch off or switch to economy mode if no movement is detected after 20 minutes, resuming operation when motion is redetected. Some models even direct the air movement towards the sensed person.






**Make your air conditioner smart**

**Meet the 2nd generation Sensibo Sky. It's never been easier to control your air conditioner from anywhere, anytime. Maximise your comfort and save energy.**



Enjoy piece of mind, wherever you are. Sensibo makes sure the temperature is just right for you. Arrive home to a cosy room no matter what the weather is outside.



## What to consider before purchasing

When it comes to choosing an air conditioning system, speak with our air conditioning specialist to better understand the variables that can impact the selection of a suitable solution. The three most important things to consider are:

1

Your budget

2

The number and size of rooms to be air conditioned

Is it the whole home or just an individual room?

3

The construction and design of your home

Is it insulated? What is its orientation? How many windows are there and where are they located?

## 2 Easy steps to choose the right air conditioner

### Step 1

What is your room size?

### Step 2

Is your ceiling insulated? + Do your windows face west?\*

- CEILING **IS** INSULATED + WINDOWS **DON'T** FACE WEST
- CEILING **IS** INSULATED + WINDOWS **DO** FACE WEST
- CEILING **NOT** INSULATED + WINDOWS **DON'T** FACE WEST
- CEILING **NOT** INSULATED + WINDOWS **DO** FACE WEST



<p><b>10-15m<sup>2</sup></b></p> <p><span style="color: #ADD8E6;">■</span> <span style="color: #00B0F0;">■</span> <span style="color: #6A5ACD;">■</span> <span style="color: #191970;">■</span> 2.5kW(C)/3.2kW(H)</p>	<p><b>16-20m<sup>2</sup></b></p> <p><span style="color: #ADD8E6;">■</span> <span style="color: #00B0F0;">■</span> 2.5kW(C)/3.2kW(H)</p> <p><span style="color: #00B0F0;">■</span> <span style="color: #6A5ACD;">■</span> <span style="color: #191970;">■</span> 3.5kW(C)/3.7kW(H)</p>	<p><b>21-25m<sup>2</sup></b></p> <p><span style="color: #ADD8E6;">■</span> <span style="color: #00B0F0;">■</span> 3.5kW(C)/3.7kW(H)</p> <p><span style="color: #6A5ACD;">■</span> <span style="color: #191970;">■</span> 5.0kW(C)/6.0kW(H)</p>	<p><b>26-30m<sup>2</sup></b></p> <p><span style="color: #ADD8E6;">■</span> <span style="color: #00B0F0;">■</span> <span style="color: #6A5ACD;">■</span> <span style="color: #191970;">■</span> 5.0kW(C)/6.0kW(H)</p>
<p><b>31-35m<sup>2</sup></b></p> <p><span style="color: #ADD8E6;">■</span> <span style="color: #00B0F0;">■</span> <span style="color: #6A5ACD;">■</span> 5.0kW(C)/6.0kW(H)</p> <p><span style="color: #191970;">■</span> 6.0kW(C)/7.2kW(H)</p>	<p><b>36-40m<sup>2</sup></b></p> <p><span style="color: #ADD8E6;">■</span> 5.0kW(C)/6.0kW(H)</p> <p><span style="color: #00B0F0;">■</span> <span style="color: #6A5ACD;">■</span> 6.0kW(C)/7.2kW(H)</p> <p><span style="color: #00B0F0;">■</span> <span style="color: #6A5ACD;">■</span> <span style="color: #191970;">■</span> 7.1kW(C)/8.0kW(H)</p> <p><span style="color: #191970;">■</span> 8.5kW(C)/9.0kW(H)</p>	<p><b>41-45m<sup>2</sup></b></p> <p><span style="color: #ADD8E6;">■</span> 6.0kW(C)/7.2kW(H)</p> <p><span style="color: #00B0F0;">■</span> <span style="color: #6A5ACD;">■</span> 7.1kW(C)/8.0kW(H)</p> <p><span style="color: #191970;">■</span> 8.5kW(C)/9.0kW(H)</p> <p><span style="color: #191970;">■</span> 9.40kW(C)/10.3kW(H)</p>	<p><b>46-50m<sup>2</sup></b></p> <p><span style="color: #ADD8E6;">■</span> <span style="color: #00B0F0;">■</span> 7.1kW(C)/8.0kW(H)</p> <p><span style="color: #6A5ACD;">■</span> 8.5kW(C)/9.0kW(H)</p> <p><span style="color: #191970;">■</span> 9.40kW(C)/10.3kW(H)</p>
<p><b>51-55m<sup>2</sup></b></p> <p><span style="color: #ADD8E6;">■</span> <span style="color: #00B0F0;">■</span> <span style="color: #6A5ACD;">■</span> 8.5kW(C)/9.0kW(H)</p> <p><span style="color: #191970;">■</span> 9.40kW(C)/10.3kW(H)</p>	<p><b>56-60m<sup>2</sup></b></p> <p><span style="color: #ADD8E6;">■</span> 8.5kW(C)/9.0kW(H)</p> <p><span style="color: #00B0F0;">■</span> <span style="color: #6A5ACD;">■</span> 9.40kW(C)/10.3kW(H)</p>	<p><b>61-65m<sup>2</sup></b></p> <p><span style="color: #ADD8E6;">■</span> <span style="color: #00B0F0;">■</span> 9.40kW(C)/10.3kW(H)</p>	<p><b>66-70m<sup>2</sup></b></p> <p><span style="color: #ADD8E6;">■</span> 9.40kW(C)/10.3kW(H)</p>

Suggested models should be used as a guide only for normal residential applications and is based on cooling capacity of the respective indoor units as per AS / NZS 3823.2. For the most accurate heat load calculation of your room, you should always consult with a suitably qualified and experienced air conditioning installer. \*What does your windows face west mean – It means, can you see the sunset through these windows?

To be 'Australia's Favourite Air®' means to be the best air conditioning company to deal with in Australia. Fujitsu strives to consistently provide high quality, energy efficient, reliable products – so whether you need a solution for a small bedroom or a large living space, Fujitsu's combination of technology, insight and design will provide the most effective and efficient air conditioning solution for you.

## Split System

These are the most popular systems for cooling one or more rooms or an open-plan area. A wall-mounted split-system consists of an indoor unit connected by pipes to an external unit. They are very energy efficient and relatively low cost to install, so you can have one in different rooms for flexibility – each member of the family can cool or heat their own area to suit them. A reverse cycle split system can be used as a cooling air conditioner in summer and a heater in winter, offering year-round home comfort.

### Available Models

Model No	Capacity
SETASTG09KMTC	2.5kW Cooling / 3.2kW Heating
SETASTG12KMTC	3.5kW Cooling / 3.7kW Heating
SETASTG18KMTC	5kW Cooling / 6kW Heating
SETASTG22KMTC	6kW Cooling / 7.2kW Heating
SETASTG24KMTC	7.1kW Cooling / 8.0kW Heating
SETASTG30KMTC	8.5kW Cooling / 9kW Heating
SETASTG34KMTC	9.4kW Cooling / 10.3kW Heating



## Multi Head

When you have a whole house to cool, a multi head is an affordable and flexible solution. One outdoor unit can be connected to a number of indoor units (including wall mounted or cassette systems), allowing each room to be individually controlled. This means running costs can be easily managed, by only heating or cooling rooms as required.

### Available Models – Indoor & Outdoor Units

Model No	Capacity	
ASTG07LVCC	2.3kW Cooling / 2.7kW Heating	Indoor
ASTG09LVCC	2.5kW Cooling / 3.3kW Heating	Indoor
AUTG09LVLB	2.5kW Cooling / 3.3 kW Heating	Indoor
ASTG09LUCB	2.5kW Cooling / 3.3kW Heating	Indoor
AUTG12LVLB	3.5kW Cooling / 3.8kW Heating	Indoor
ASTG12LVCC	3.5kW Cooling / 3.8kW Heating	Indoor
ASTG14LUCB	4.0kW Cooling / 4.8kW Heating	Indoor
ASTG18LFCA	5.0kW Cooling / 6.0kW Heating	Indoor
AUTG18LVLA	5.0kW Cooling / 6.0kW Heating	Indoor
ASTG24LFCC	7.0kW Cooling / 8.0kW Heating	Indoor
AOTG24LAT3	6.8kW Cooling / 8.0kW Heating	Outdoor
AOTG30LBTA4	8.0kW Cooling / 9.6kW Heating	Outdoor
AOTG36LBLA5	10.0kW Cooling / 12.0kW Heating	Outdoor
AOTG45LBLA6	12.5kW Cooling / 13.5kW Heating	Outdoor



## Cassette



For a cleaner, more discreet look, the cassette system is installed in the roof space, with only the grille showing in the ceiling. A highly efficient fan design ensures air is distributed in four directions, delivering an even temperature throughout the space.

### Available Models

Model No	Capacity
SETAUTG09LVLB	2.6kW Cooling / 3.5kW Heating
SETAUTG12LVLB	3.5kW Cooling / 4.0kW Heating
SETAUTG18LVLA	5.2kW Cooling / 6.0kW Heating
SETAUTG24LVLC	7.1kW Cooling / 8.0kW Heating
SETAUTA30LBLU	8.5kW Cooling / 10.0kW Heating
SETAUTG30KRLA	8.5kW Cooling / 10.0kW Heating
SETAUTG36KRLA	10.0kW Cooling / 11.2kW Heating
SETAUTG45KRLA	12.5kW Cooling / 14kW Heating
SETAUTG54KRLA	13kW Cooling / 16kW Heating

## Multi head and cassette examples



Central Controller (Optional)



**For more information, or to talk to one of our Air Conditioning Specialists, head to your nearest store or visit [retravision.com.au](http://retravision.com.au)**

Mitsubishi Electric's commitment to product innovation and air conditioning technology has led to them being one of the world-leaders in reliability, quietness and energy efficiency. Proven performers in the tough Australian environment, Mitsubishi Electric air conditioners provide the ultimate in year-round comfort.

## Split System

### Available Models

Model No	Capacity
MSZAP25VGKIT	2.5kW Cooling / 3.2kW Heating
MSZAP35VGKIT	3.5kW Cooling / 3.7kW Heating
MSZAP42VGKIT	4.2kW Cooling / 5.4kW Heating
MSZAP50VGKIT	5.0kW Cooling / 6.0kW Heating
MSZAP60VGKIT	6kW Cooling / 6.8kW Heating
MSZAP71VGKIT	7.1kW Cooling / 8kW Heating
MSZAP80VGKIT	7.8kW Cooling / 9kW Heating



Mitsubishi Electric's range of wall mounted reverse cycle split-system air conditioners includes inverter models suitable for single rooms through to larger open-plan living areas. They are durable, easy to use, slim and powerful.

- Super quiet mode
- Night mode setting
- Auto Vertical & Horizontal Vanes
- Blue fin condenser
- 5 year warranty
- Wi-Fi control compatible (Optional adapter required)
- Dual Barrier Coating

## M Series

Mitsubishi Electric introduces the new MSZ-LN Series for smarter, cleaner and more efficient air to your home.

- Plasma Quad Core Filter designed to reduce airborne contaminants such as allergens, viruses and bacteria
- The Dual Barrier Coating reduces dust and greasy dirt from collecting in the unit
- 3D i-See Sensor's infrared sensor measures room temperature and switches to energy-saving mode when no one is in the room
- Ultra modern design available in Ruby Red, Onyx Black and Pearl White
- Dual split vanes independently direct air to suit different areas of the room

### Available Models

Model No	Capacity
MSZLN25VG	2.5kW Cooling / 3.2kW Heating
MSZLN35VG	3.5kW Cooling / 4.0kW Heating
MSZLN50VG	5.0kW Cooling / 6.0kW Heating
MSZLN60VG	6.1kW Cooling / 6.8kW Heating



## Signature Series

The streamlined wall-mounted indoor units have eloquent clean lines, expressing sophistication and quality.

- Efficiently cools or heats a single room
- Stylish minimal shaping wall mounted design
- Unique aerodynamic design with no open front grille
- Classic white, glossy black or matte silver to match your interior

### Available Models

Model No	Capacity
MSZEF25VGWKIT	2.5kW Signature Series (White)
MSZEF35VGWKIT	3.5kW Signature Series (White)
MSZEF42VGWKIT	4.2kW Signature Series (White)
MSZEF50VGWKIT	5.0kW Signature Series (White)
MSZEF25VGBKIT	2.5kW Signature Series (Black)
MSZEF35VGBKIT	3.5kW Signature Series (Black)
MSZEF42VGBKIT	4.2kW Signature Series (Black)
MSZEF50VGBKIT	5.0kW Signature Series (Black)
MSZEF25VGSKIT	2.5kW Signature Series (Silver)
MSZEF35VGSKIT	3.5kW Signature Series (Silver)
MSZEF42VGSKIT	4.2kW Signature Series (Silver)
MSZEF50VGSKIT	5.0kW Signature Series (Silver)



## Multi Head

Mitsubishi Electric's multi-head systems are flexible and convenient, offering you the flexibility to choose the perfect indoor unit for each room in your house. Enjoy a quiet, lower capacity unit for a bedroom, and a stylish, higher capacity for a larger living room.

- Economic multi-room solution
- Allows up to eight indoor units to be connected to one compact outdoor unit
- Choose from different types of indoor units (wall-mounted, floor console, ceiling cassette or bulkhead concealed)
- 5 year warranty

**For more information, or to talk to one of our Air Conditioning Specialists, head to your nearest store or visit [retravision.com.au](http://retravision.com.au)**



Small homes and apartments



Double storey homes

### Available Models

Model No	Capacity
MXZFAPKIT52A	2 Bedroom design - 1x 5.2kW outdoor unit connected to 2x 2.2kW RC bedroom units
MXZFAPKIT71A	3 Bedroom design - 1x 7.1kW outdoor unit connected to 3x 2.2kW RC bedroom units
MXZFAPKIT80A	4 Bedroom design - 1x 8kW outdoor unit connected to 4x 2.2kW RC bedroom units
MXZFAPKIT80B	2 Bedroom + 1 master - 1x 8kW outdoor unit connected to 1x 3.5kW RC master room unit with 2x 2.2kW RC bedroom units
MXZFAPKIT100A	3 Bedroom + 1 small living - 1x 10kW outdoor unit connected to 1x 5kW RC small living room unit with 3x 2.2kW RC bedroom units

Panasonic air conditioners are specifically built to withstand the harsh Australian climate, from the snowfields to the outback. Whether it's a freezing minus 10 degrees or a scorching 46 outside, Panasonic's outstanding operating temperature range ensures in-home comfort year round.

## Split System

Panasonic's range of wall mounted split systems are an ideal solution to cool, heat and/or purify your home. The indoor unit blows cool air into the room, and the outdoor unit dissipates the heat from the cooled area. Their rugged design ensures that the air conditioners will continue to keep the room comfortable, and provide reliable operation for many years.

- Quality Air for Life:** The Panasonic nanoe™ X deodorises, inhibits/deactivates airborne and adhered mould, bacteria, viruses, pollen and major allergens, breaks down hazardous substances, and hydrates/moisturises.
- Market Leading Connectivity:** Control your air in more ways with Google Assistant and Amazon Alexa control compatibility.
- Complete Air Purification:** Purify your air 24 hours a day at only 35W/Hour Energy consumption.
 

\*May vary depending on models.
- Control, Comfort & Reassurance:** Shower/ fast cooling, quiet operation and energy efficiency.



### Available Models

Model No	Capacity
CS/CU-Z25VKR	2.5kW Cooling / 3.2kW Heating
CS/CU-Z35VKR	3.5kW Cooling / 4.3kW Heating
CS/CU-Z42VKR	4.2kW Cooling / 5.1kW Heating
CS/CU-Z50VKR	5kW Cooling / 6kW Heating
CS/CU-Z60VKR	6kW Cooling / 7.2kW Heating
CS/CU-Z71VKR	7.1kW Cooling / 8kW Heating
CS/CU-Z80VKR	8kW Cooling / 9kW Heating

## nanoe™ X Advanced Air Purification System

Panasonic's nanoe™ X Technology is a revolutionary air purification system that keeps your living space fresh and clean for you and your family.



### Sensitive Choice

Sensitive Choice is a community service program that aims to educate people about the importance of managing their asthma and allergies. Developed by the National Asthma Council Australia in 2006, the program also encourages companies to produce products and services that are more asthma and allergy aware.

Panasonic and Sensitive Choice have partnered to introduce the nanoe™ X to the Australian market. Purifying your air 24 hours, the nanoe™ X feature can function independently or concurrently with your air conditioner. This market leading Air Sterilisation technology works towards the inhibition of bacteria, viruses, allergens, pollens and mould within your indoor environment, whilst deodorising, keeping your home or office fresh and clean. Panasonic & Sensitive Choice are committed to bringing you Quality Air, for Life.

### The 7 reasons to use nanoe™ X

- 1. Active Deodorisation**  
 Penetrating into the deepest parts of fibres, nanoe™ X eliminates frequently encountered odours, creating cleaner and fresher spaces.
- 2. Inhibition of Bacteria & Viruses**  
 nanoe™ X envelops and inhibits the activity of airborne and adhered bacteria & viruses.
- 3. Inhibition of Mould Growth**  
 Common airborne and adhered mould found inside living/working spaces are enveloped and inhibited by nanoe™ X.
- 4. Inhibition of major Allergens**  
 In addition to allergens from sources such as dog/ cat dander, mite faeces/ carcasses, and airborne mould, other major allergens are inhibited by nanoe™ X.
- 5. Inhibition of Pollen**  
 nanoe™ X is effective in inhibiting a variety of pollens globally, all year around. The inhibition effect has been confirmed on a number of common species found internationally.
- 6. Breakdown of Hazardous Substances**  
 nanoe™ X has been confirmed to inhibit and breakdown common hazardous/harmful substances found in PM2.5, ensuring that the air you breathe is cleaner and safer.
- 7. Hydrates and Moisturises**  
 nanoe™ X combines with natural sebum (natural skin oils) to coat the skin, leading to a smoother, well-hydrated complexion.

**Complete Air Purification – Purifies Your Air Wherever You Are**

**Maintenance Free**  
No maintenance required for nanoe™ X ioniser.

**Return to a fresh smelling home every time**  
Leave nanoe mode on to deodorise, sterilise and refresh<sup>1</sup>

24 hrs

**Purifies Home**  
Only at 35W/Hour<sup>2</sup>  
Low energy consumption with fan mode 35W per hour for a single unit.

**Purifies When You're Away**

**Purifies When You're At Home**

**A cleaner & more comfortable space**  
Take care of your air for a happier, healthier and more comfortable home.

### A Smarter Way to Control Your Air

The Panasonic Comfort Cloud App & WLAN Smart Adaptor deliver convenient control, connectivity and comfort. Seamlessly adjust temperature, monitor energy consumption, change modes, etc. all from just one mobile device\*.

Now Google Assistant and Amazon Alexa Compatible\*.

- SMART Control**  
 Control, monitor & analyse up to 200 units in multiple locations from just one device.
- SMART Comfort**  
 Control your comfort 24 hours a day with remote AC access features, air purification functionality and much more.
- SMART Efficiency**  
 Analyse and compare energy consumption, improving energy efficiency and cost effectiveness.
- SMART Assist**  
 Monitor & manage air conditioner troubleshooting effortlessly whilst assigning user control permissions.



**Intuitive Voice Control**  
 Introducing intuitive voice control with Google Assistant and Amazon Alexa control compatibility\*. Using your existing Google assistant or Alexa devices, control your air conditioner with just your voice. \*CZ-TACG1 & updated firmware required.



Please note: This is not a definitive list of all compatible devices, other similar devices which use supported Operating Systems should also work either via dedicated Apps. Please note that user experience may vary slightly depending on hardware and software combination.

\*CZ-TACG1, Comfort Cloud App, and an existing Wi-Fi connection with voice control device is required. Functionality may vary by model. Please refer to aircon.panasonic.com.au for further details. Google is a trademark of Google LLC. Amazon, Alexa and all related logos are trademarks of Amazon.com, Inc. or its affiliates.  
<sup>1</sup>Indoor temperature display and some special function are not available through the App for all models.  
<sup>2</sup>Indoor image displayed may not match with actual unit.

For more information, or to talk to one of our Air Conditioning Specialists, head to your nearest store or visit [retravision.com.au](http://retravision.com.au)

# Australians love a Kelvinator

For over 100 years, Kelvinator has been delivering reliability and performance to families. It's a brand you can trust to get the job done well and it's easy to see why. There's peace of mind in knowing that with Kelvinator, you will be comfortable for years to come.

Designed for simplicity, longevity and superior performance, you can simply sit back and enjoy the benefits.

 **5 YEAR WARRANTY**



## Kelvinator Split Systems



- Google and Amazon assistant voice control
- Auto & manual operation
- Wireless enabled\*
- Follow Me
- 24 hour timer
- Auto restart
- Gold Shield corrosion protection
- 5 year warranty
- Inverter compressor technology
- 2-way auto air swing
- Sleep mode
- Bio-HEPA filter and ion filter
- Digital hidden display
- Back-lit LCD remote control

### Available Models

Model No	Capacity
KSD25HWJ	2.5kW Cooling / 3.2kW Heating
KSD35HWJ	3.5kW Cooling / 4.0kW Heating
KSD50HWJ	5.0kW Cooling / 6.0kW Heating
KSD71HWJ	7.1kW Cooling / 8.0kW Heating
KSD90HWJ	9.0kW Cooling / 10.0kW Heating

All reverse cycle models have built-in Kelvinator Connect wireless capability

## Kelvinator Window Wall Systems

### Brand

All Kelvinator products go through rigorous testing to ensure they meet stringent Australian performance and quality standards. Simple, economic and reliable

Because there are no separate indoor and outdoor units, it's easier to install a window wall model. And because it's a Kelvinator, you know it is reliable and built to last.

### Compact

The super compact design means that window wall air conditioners are discreet and unobtrusive in your home. They are also perfect for cooling smaller family homes and space-restricted areas.

### Control from the comfort of your armchair

All models come with a remote control that lets you conveniently control all functions. Depending on which model you choose, other great features include auto air swing left-right to give a natural feel to air movement, auto restart, climate control, timer, sleep mode and a 3-speed fan for lower energy consumption and greater comfort. (Excluding model KWH16CMF).

### Fresh air delivery

The fresh air return provides additional ventilation to your room and can also assist in humidity control. The easy-to-service dust filter removes dust and other larger airborne particles for cleaner air.

### Available Models Window wall - Cooling only

Model No	Capacity
KWH16CMF	1.6kW Cooling
KWH22CRF	2.2kW Cooling
KWH27CRF	2.7kW Cooling
KWH39CRF	3.9kW Cooling
KWH52CRF	5.2kW Cooling
KWH60CRF	6.0kW Cooling

### Available Models Window wall - Reverse cycle

Model No	Capacity
KWH22HRF	2.2kW Cooling / 1.9kW Heating
KWH27HRF	2.7kW Cooling / 2.45kW Heating
KWH39HRF	3.9kW Cooling / 3.6kW Heating
KWH52HRF	5.2kW Cooling / 4.8kW Heating
KWH60HRF	6.0kW Cooling / 5.52kW Heating

Please note: By law, only a licensed Room Air Conditioner installer is allowed to install split system models. In accordance with the Electrolux warranty, Electrolux is not liable if the appliance is damaged by incomplete or improper installation. For further information on our Kelvinator air conditioning range, or to obtain dimension and installation requirements please call 1300 363 640 or visit kelvinator.com.au

\*You will need to install the Kelvinator Home Comfort app, create a Kelvinator account and accept the Terms and Conditions and Privacy Policy in the app to use the connected features of the appliance. Internet and wireless connections are required to use the full features of the app and the air conditioner. Minimum requirements: iOS 7.0, Android 4.0 and above. Minimum requirements, apps and services are subject to change without notice.



Please note: In accordance with the Electrolux warranty, Electrolux is not liable if the appliance is damaged by incomplete or improper installation. For further information on our Kelvinator air conditioning range, or to obtain dimension and installation requirements please call 1300 363 640 or visit kelvinator.com.au © 2020 Electrolux Home Products Pty Ltd KADV\_RetraVision\_Sep20

**For more information, or to talk to one of our Air Conditioning Specialists, head to your nearest store or visit [retravision.com.au](http://retravision.com.au)**



For over 30 years, Teco air-conditioners have been performing in the harshest of Australian conditions. A major force on the world stage, Teco is driven by outstanding innovation and cutting edge technology to offer a range of quality cooling and heating solutions for every home.



## Inverter Split System

Ideal for a single room or office, all TECO Inverter Split Systems are reverse cycle, ensuring you remain both cool in summer, and warm in winter. Both the Comfort Series and Platinum 3D Series provide features we expect from the latest Split System Air Conditioner technology, while maintaining TECO's long reputation for reliable, efficient and quiet performance. Every TECO Air Conditioner is backed by a company that has been providing Air Conditioning solutions to Australians for over 30 years.

Teco offers two series of inverter split systems:

### Comfort Series

- Built-In WiFi Connectivity
- Amazon ALEXA and Google Assistant Voice Control
- Gold Fin Protection
- I Feel Mode
- 3D Air Flow & Louvre Memory
- High Density Filter
- Sleep, Eco, Auto Fan Modes
- Gold Fin Protection from Corrosion
- Auto Restart



### Platinum 3D Series

In addition to the above features, the Platinum 3D Series models offer:

- Improved Energy Efficiency
- Up to 6.5 Star Energy Rating
- Air-purifying PM2.5 Filters

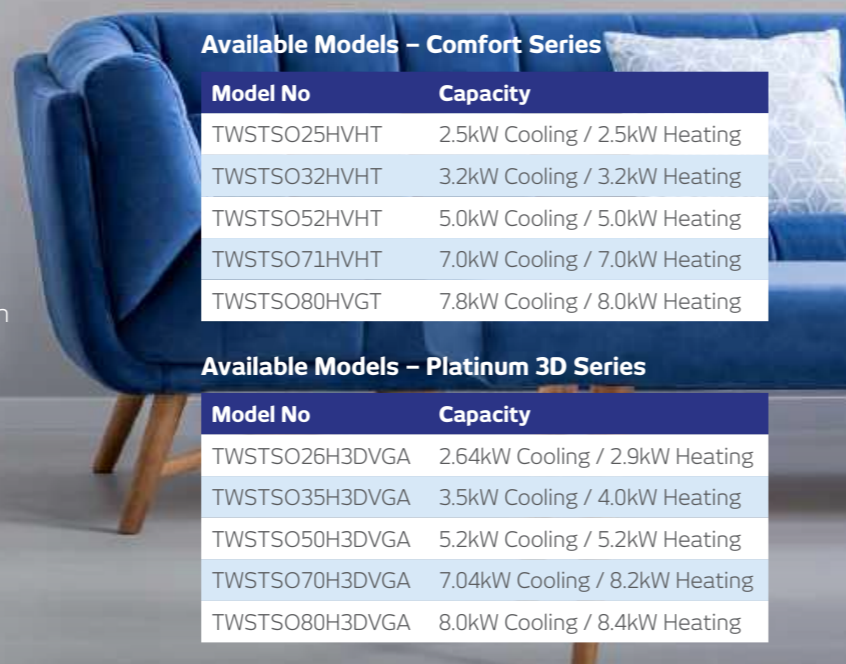


### Available Models – Comfort Series

Model No	Capacity
TWSTSO25HVHT	2.5kW Cooling / 2.5kW Heating
TWSTSO32HVHT	3.2kW Cooling / 3.2kW Heating
TWSTSO52HVHT	5.0kW Cooling / 5.0kW Heating
TWSTSO71HVHT	7.0kW Cooling / 7.0kW Heating
TWSTSO80HVG	7.8kW Cooling / 8.0kW Heating

### Available Models – Platinum 3D Series

Model No	Capacity
TWSTSO26H3DVGA	2.64kW Cooling / 2.9kW Heating
TWSTSO35H3DVGA	3.5kW Cooling / 4.0kW Heating
TWSTSO50H3DVGA	5.2kW Cooling / 5.2kW Heating
TWSTSO70H3DVGA	7.04kW Cooling / 8.2kW Heating
TWSTSO80H3DVGA	8.0kW Cooling / 8.4kW Heating



## Window / Wall System



A Window Wall Air Conditioner is often a less expensive alternative to cool or heat your home and workplace. A self contained unit out of the box, Window Wall air conditioners lend themselves to DIY installation. The air conditioner can simply be mounted into a hole in your wall, or onto a window sill, then plugged into an existing power point avoiding the need for costly specialist installation. A good consideration for rentals, and commercial applications TECO Window Walls continue to provide a reliable solution for a wide variety of applications.

- Capacities to suit varying room sizes
- Energy efficient Rotary Compressor Technology
- Wireless remote controller
- Gold Fin Protection
- Built-In WiFi Connectivity\*



### Available Models

Model No	Capacity	Model No	Capacity
TWW16CFDG	1.6kW Cooling	TWW22HFWDG	2.2kW Cooling / 2.0kW Heating
TWW22CFWDG	2.2kW Cooling	TWW27HFWDG	2.7kW Cooling / 2.5kW Heating
TWW27CFWDG	2.7kW Cooling	TWW40HFWDG	4.0kW Cooling / 3.6kW Heating
TWW40CFWDG	4.0kW Cooling	TWW53HFWDG	5.3kW Cooling / 4.9kW Heating
TWW53CFWDG	5.3kW Cooling	TWW60HFWDG	6.0kW Cooling / 5.7kW Heating
TWW60CFWDG	6.0kW Cooling		

\*Excludes TWW16CFDG.

## Portable Air Conditioning

A popular choice for those on a budget, living in a rental property, or on the move, portable Air Conditioners provide a cost effective solution. TECO Portable Air Conditioners are not fixed or permanently installed, requiring only the included window exhaust kit to be vented through an existing window to remove heat from inside the room and allow the unit to work effectively. Available in Cooling Only or Reverse Cycle depending on your needs, TECO Portable Air Conditioners are again backed by a company that has been providing Air Conditioning solutions to Australians for over 30 years.

- WiFi Connectivity
- Alexa Voice Control Compatible
- Remote Control Included
- 24 Hour Timer
- Roll On Casters
- Motorised Auto Swing Louvres



### Available Models

Model No	Capacity	Model No	Capacity
TPO20CFBT	2.0kW Cooling	TPO35HFCT	3.5kW Cooling / 2.9 Heating
TPO35CFWCT	3.5kW Cooling	TPO40HFWBG	4.1kW Cooling / 3.6 Heating
TPO41CFWCT	4.1kW Cooling	TPO41HFCT	4.1kW Cooling / 3.4 Heating
TPO52CFAT	5.2kW Cooling		

### Don't have sliding windows?

Don't worry, TECO has you covered with this optional window kit suitable for timber/aluminium 'push or pull' type casement windows.

Push Pull Type Window Kit In Display Box TPPWKITT-1

For more information, or to talk to one of our Air Conditioning Specialists, head to your nearest store or visit [retravision.com.au](http://retravision.com.au)

## Air Curtains

Teco Air Curtains are an integral part of a complete Air Conditioning solution. Widely utilised in commercial applications, an air curtain provides an invisible barrier or curtain of air to effectively 'close' an opening and therefore prevent the loss of cool or warm air. However, in many uses an Air Curtain would equally be at home in residential applications. Installed in areas where large open plan living, and outdoor entertaining 'open the door' for pests, air curtains will also provide a valuable barrier restricting flies from entering your home.

- Remote Control – For convenient operation
- Centrifugal Type with Front Air Inlet – To enhance the curtain of air
- Curved Metal Casing – Modern stylish design
- Magnetic Reed Door Switch – To be used in conjunction with automatic opening and closing doors



### Available Models

Model No	Description
TAC9004RC	900mm Air Curtain, 3.5-4.5m Blow, Air Volume 600 CFM
TAC12004RC	1200mm Air Curtain, 3.5-4.5m Blow, Air Volume 800 CFM
TAC9005RC	900mm Air Curtain, 4.5-5.0m Blow, Air Volume 750 CFM
TAC12005RC	1200mm Air Curtain, 4.5-5.0m Blow, Air Volume 1000 CFM
TAC18005RC	1800mm Air Curtain, 4.5-5.0m Blow, Air Volume 1500CFM





# Why shop anywhere else?



## Lowest Price Guarantee

We don't just offer the best price, we guarantee it! If you can find a competitor's lower advertised price on the same stocked item, we'll beat it!



## RAC members save an extra 5%

As well as beating any competitor's price, we'll give you an extra 5% discount with your RAC membership card!



## 60 Day Price Promise

If you find a lower advertised price within 60 days of purchasing a Retravision product, we'll refund 120% of the difference!



## Buy now, pay later with zipPay!

Zip your way to all the electrical stuff you love today. Sign up in only 60 seconds.

**These are just some of the great reasons to make Retravision your number one destination for everything electrical!**

Shop online 24/7 at [retravision.com.au](https://retravision.com.au)

[f @RetravisionAU](https://www.facebook.com/RetravisionAU)

# retraVision